

Scaled data based on original data using  
LM-79-08 Approved Method: Electrical and Photometric Measurements of Solid-  
State Lighting Products

Test Report Prepared for  
Cooper Lighting Solutions  
(formerly Eaton)

Brand: McGRAW-EDISON

Report Number: P200425

Luminaire Tested: **GPC-AF-01-LED-E1-RW-7060-1200**

Issue Date: 3/3/2020

**Test Information**

Test Method: LM-79-08  
Report Number: P200425  
TEST IS SCALED FROM IESNA LM-79-08 TEST DATA (P24166)  
Test Lab: INNOVATION CENTER P2  
Issue Date: 3/3/2020  
Manufacturer: COOPER LIGHTING SOLUTIONS (FORMERLY EATON)  
Product Line: MCGRAW-EDISON  
Catalog Number: GPC-AF-01-LED-E1-RW-7060-1200  
Description: GALLEON PEDESTRIAN LUMINAIRE  
(1) 70 CRI, 5700K, 1200mA LIGHTSQUARE WITH 16 LEDS EACH AND RECTANGULAR WIDE OPTICS  
Light Source: -  
Ballast/Driver: ELECTRONIC DRIVER

**Summary**

Lumens per Lamp: N/A  
Luminaire Lumens: 7129 lumens  
Efficiency: N/A  
Efficacy: 106.4 lumens/watt  
Luminous Opening: Rectangular (W 0.5' x L: 0.5' x H: 0')  
IES Classification: Type II - Medium - Full Cutoff  
BUG Rating: B3 - U0 - G3

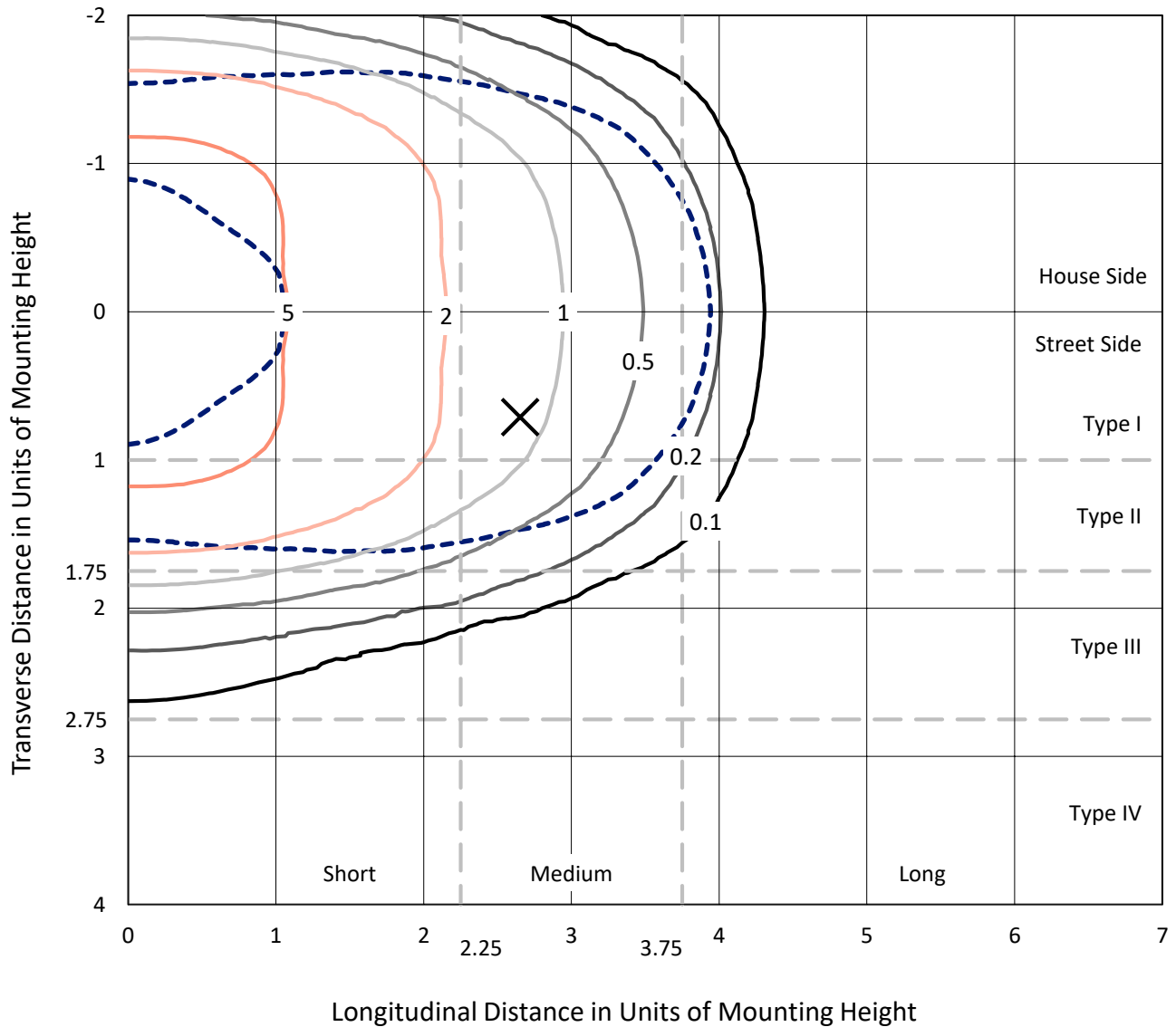
Input Watts (W): 67  
Input Voltage (V): NR  
Input Current (Ain): NR  
Voltage Rise (V): NR  
Power Factor: NR  
Total Harmonic Distortion (THDi): NR  
Frequency (hertz): 60  
Stabilization Time: NR  
Operation Time: NR  
Ambient Temperature (°C): NR  
Test Distance: 25 FT



REPORT NUMBER: P200425  
 CATALOG NUMBER: GPC-AF-01-LED-E1-RW-7060-1200

### Iso-Footcandle Lines of Horizontal Illumination

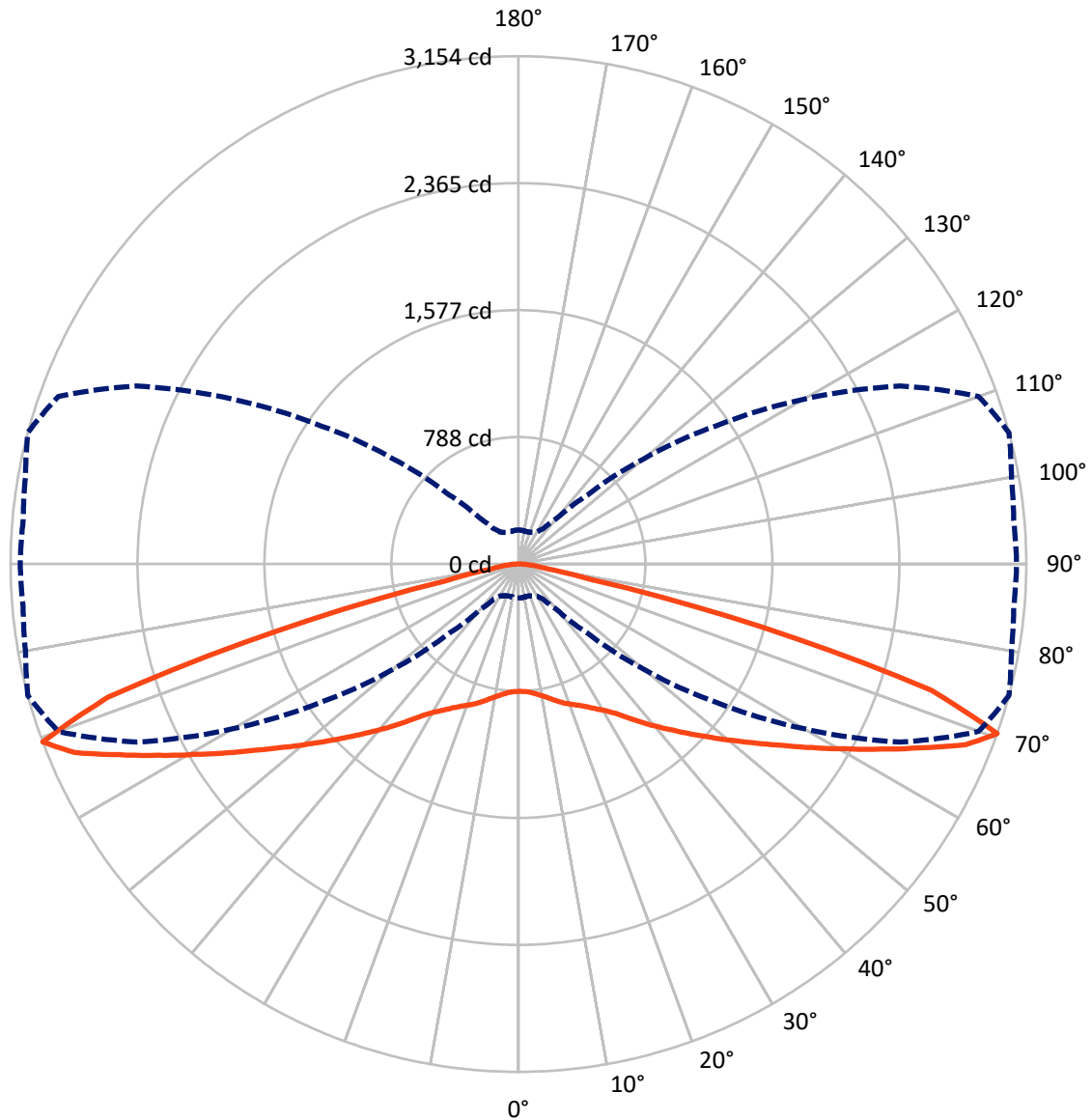
× Max cd  
 - - - 1/2 Max cd



Based on 10 foot mounting height. Maximum calculated value = 8 fc  
 Type II - Medium - Full Cutoff

REPORT NUMBER: P200425  
CATALOG NUMBER: GPC-AF-01-LED-E1-RW-7060-1200

### Luminous Intensity Polar Plot



— Vertical Plane Through 75-Deg Lateral      - - - Horizontal Cone Through 70-Deg Vertical

REPORT NUMBER: P200425

CATALOG NUMBER: GPC-AF-01-LED-E1-RW-7060-1200

**FLUX DISTRIBUTION:**

		Downward	Upward	Total
<b>House Side</b>	Lumens	3564.5	0.0	3564.5
	% Fixture	50.0	0.0	50.0
<b>Street Side</b>	Lumens	3564.5	0.0	3564.5
	% Fixture	50.0	0.0	50.0
<b>Total</b>	Lumens	7129.0	0.0	7129.0
	% Fixture	100.0	0.0	100.0

**Coefficient of Utilization**

**ZONAL LUMENS:**

Zone	Lumens	% Fixture
0°-10°	75.8	1.1
10°-20°	235.6	3.3
20°-30°	443.5	6.2
30°-40°	785.4	11.0
40°-50°	1313.5	18.4
50°-60°	1830.3	25.7
60°-70°	1697.3	23.8
70°-80°	676.4	9.5
80°-90°	71.1	1.0
90°-100°	0.0	0.0
100°-110°	0.0	0.0
110°-120°	0.0	0.0
120°-130°	0.0	0.0
130°-140°	0.0	0.0
140°-150°	0.0	0.0
150°-160°	0.0	0.0
160°-170°	0.0	0.0
170°-180°	0.0	0.0
0°-90°	7129.0	100.0
0°-180°	7129.0	100.0



REPORT NUMBER: P200425

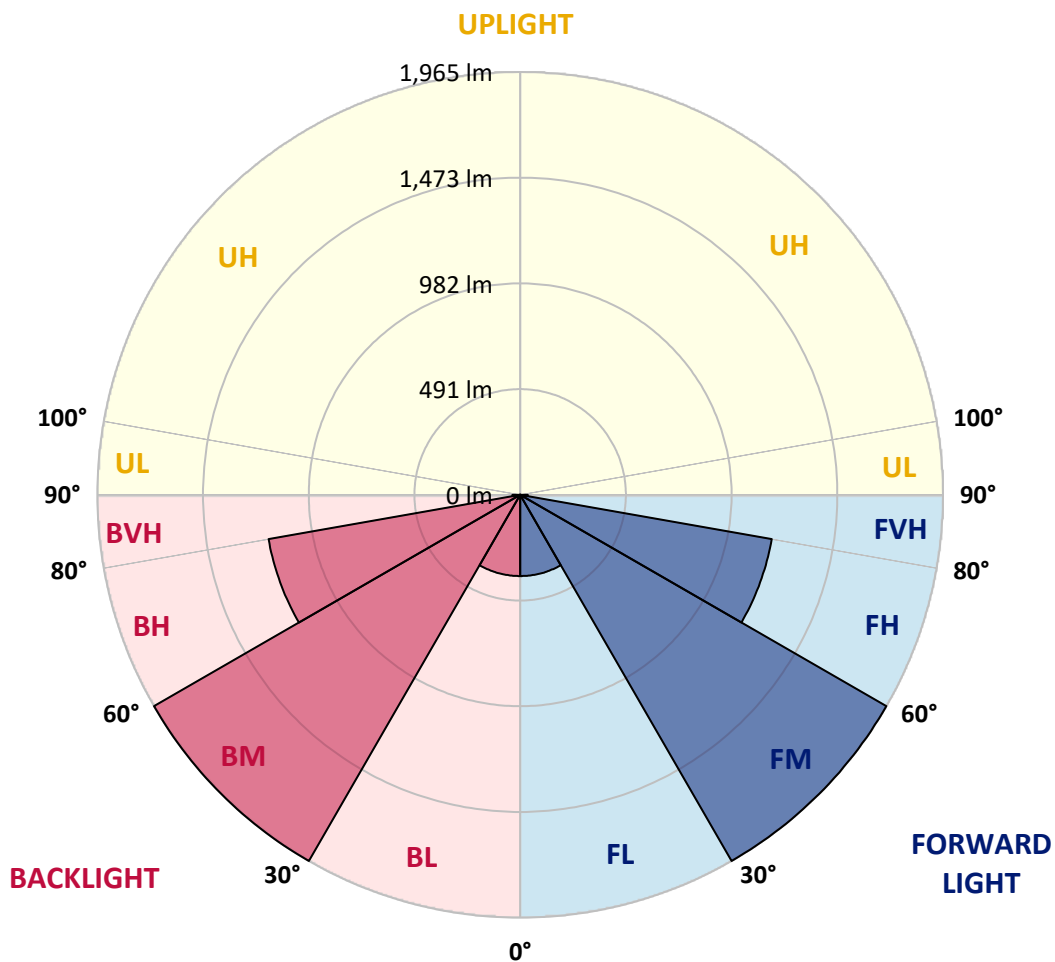
CATALOG NUMBER: GPC-AF-01-LED-E1-RW-7060-1200

**LUMINAIRE CLASSIFICATION SYSTEM LUMEN TABLE AND BUG RATING:**

Zone		Lumens	% Fixture	Zone Rating/Lumen Limit		
				B	U	G
FL	(0°-30°)	377.5	5.3			
FM	(30°-60°)	1964.6	27.6			
FH	(60°-80°)	1186.9	16.6			G1/1800
FVH	(80°-90°)	35.6	0.5			G1/100
BL	(0°-30°)	377.5	5.3	B1/500		
BM	(30°-60°)	1964.6	27.6	B2/2500		
BH	(60°-80°)	1186.9	16.6	B3/2500		G3/2500
BVH	(80°-90°)	35.6	0.5			G1/100
UL	(90°-100°)	0.0	0.0		U0/0	
UH	(100°-180°)	0.0	0.0		U0/0	

**BUG Rating: B3-U0-G3**

Type II Medium





REPORT NUMBER: P200425

CATALOG NUMBER: GPC-AF-01-LED-E1-RW-7060-1200

**CANDELA DISTRIBUTION (FULL):**

	0°	5°	10°	15°	20°	25°	30°	35°	40°	45°	50°
0°	790.8	790.8	790.8	790.8	790.8	790.8	790.8	790.8	790.8	790.8	790.8
2.5°	789.4	788.8	789.4	789.1	789.8	789.8	790.4	791.8	791.8	792.8	792.5
5°	781.7	781.3	782.3	783.4	784.4	786.4	788.4	791.4	793.8	795.5	797.2
7.5°	766.5	766.5	767.9	770.2	772.6	777.0	781.7	787.7	793.8	798.9	803.2
10°	754.0	754.7	756.4	760.4	764.5	771.2	777.6	786.4	794.8	803.2	810.0
12.5°	746.6	747.6	750.7	756.7	763.5	772.6	782.3	793.5	802.9	813.0	819.7
15°	749.0	749.7	754.0	761.5	770.2	781.7	794.8	808.0	819.1	829.9	839.0
17.5°	762.1	763.1	768.2	776.6	785.7	799.2	813.3	828.2	842.0	854.1	865.2
20°	785.7	786.7	793.1	802.2	813.0	826.8	841.0	856.5	872.0	884.8	897.2
22.5°	819.1	820.8	826.8	835.9	848.1	862.9	879.7	896.2	911.1	922.8	934.0
25°	862.9	866.6	872.3	882.4	895.2	908.7	926.9	943.7	957.9	969.0	977.1
27.5°	924.9	929.9	934.3	944.1	956.5	969.3	987.5	1002.4	1015.8	1026.6	1032.7
30°	1007.1	1012.1	1016.5	1025.9	1037.4	1049.5	1066.7	1079.9	1088.3	1096.7	1096.4
32.5°	1106.8	1112.2	1113.9	1124.0	1135.8	1148.9	1164.4	1171.8	1178.6	1179.6	1173.5
35°	1218.3	1221.0	1227.8	1241.2	1254.7	1265.5	1280.3	1284.0	1284.0	1279.0	1265.5
37.5°	1340.6	1342.3	1351.8	1366.9	1380.7	1391.9	1402.0	1409.4	1405.7	1394.9	1372.3
40°	1474.7	1477.8	1491.2	1504.7	1520.2	1530.7	1541.4	1542.8	1539.1	1523.3	1492.6
42.5°	1602.8	1605.5	1618.9	1640.2	1660.4	1674.9	1685.0	1687.0	1675.2	1660.7	1622.6
45°	1712.9	1720.0	1737.5	1762.5	1791.8	1812.3	1826.2	1831.9	1821.4	1802.6	1758.4
47.5°	1800.2	1807.3	1832.2	1861.9	1898.3	1931.6	1954.5	1966.7	1964.0	1949.8	1901.6
50°	1864.2	1871.0	1897.9	1934.3	1976.8	2018.2	2057.3	2086.3	2096.4	2090.0	2045.8
52.5°	1871.6	1882.8	1914.4	1963.3	2018.5	2075.1	2130.7	2179.9	2213.3	2218.3	2185.7
55°	1768.2	1779.3	1823.1	1895.6	1977.8	2070.1	2159.0	2241.9	2307.6	2341.3	2324.1
57.5°	1524.3	1544.1	1590.3	1675.2	1796.2	1934.3	2076.2	2223.4	2357.2	2446.4	2463.6
60°	1168.1	1191.7	1238.2	1328.5	1463.3	1628.0	1817.4	2035.1	2271.2	2472.0	2592.0
62.5°	749.3	771.6	820.4	898.9	1008.8	1187.3	1390.5	1648.9	1966.3	2283.4	2569.1
65°	385.1	397.2	422.8	470.4	555.9	689.4	871.6	1129.4	1492.3	1883.4	2296.5
67.5°	243.9	246.3	252.0	258.8	280.7	326.8	411.7	572.4	871.0	1279.0	1762.5
70°	210.9	210.9	208.2	207.2	209.9	216.3	229.4	266.8	367.6	607.1	1016.5
72.5°	193.1	191.0	186.3	182.6	181.9	181.9	184.6	190.4	206.5	247.3	397.9
75°	177.9	172.2	165.8	161.4	159.7	158.0	157.7	158.7	162.1	168.5	190.0
77.5°	159.4	152.0	144.5	140.2	138.1	135.8	133.8	131.4	129.7	131.7	141.2
80°	137.1	128.7	123.0	120.3	118.3	114.9	110.5	106.5	102.8	102.1	107.8
82.5°	110.5	100.7	101.1	102.1	98.4	93.7	88.9	84.6	78.2	74.8	78.2
85°	89.3	84.2	81.9	88.3	82.9	75.8	68.4	60.6	50.5	42.5	46.2
87.5°	34.7	34.7	51.9	79.9	71.8	58.6	50.2	42.8	26.6	20.6	20.9
90°	0.0	0.0	0.0	0.0	0.0	0.0	0.0	0.0	0.0	0.0	0.0



REPORT NUMBER: P200425

CATALOG NUMBER: GPC-AF-01-LED-E1-RW-7060-1200

**CANDELA DISTRIBUTION (continued):**

	55°	60°	65°	70°	75°	80°	85°	90°
0°	790.8	790.8	790.8	790.8	790.8	790.8	790.8	790.8
2.5°	792.1	792.8	792.5	792.1	792.1	791.8	792.1	792.1
5°	798.2	799.9	799.9	800.5	800.5	800.9	801.2	800.9
7.5°	807.3	810.3	812.3	814.7	815.0	815.4	816.0	815.4
10°	816.4	822.4	826.8	831.2	833.2	833.9	834.6	834.6
12.5°	827.8	836.3	844.0	851.8	855.5	857.5	857.5	858.8
15°	846.7	855.1	864.2	874.7	881.1	884.4	885.4	885.4
17.5°	873.3	880.7	888.5	898.6	906.7	911.1	912.1	911.7
20°	904.3	911.4	915.8	922.2	929.3	934.3	935.7	935.7
22.5°	939.7	943.7	944.4	946.4	952.2	958.9	961.9	962.6
25°	978.8	979.8	977.1	977.1	980.8	987.2	990.2	990.6
27.5°	1029.3	1024.3	1017.5	1015.2	1017.5	1024.9	1028.6	1030.0
30°	1092.3	1080.2	1064.7	1056.3	1054.9	1064.7	1071.4	1072.4
32.5°	1164.4	1146.9	1126.4	1109.2	1104.8	1110.9	1118.9	1118.6
35°	1250.0	1229.1	1204.2	1182.3	1172.2	1178.2	1189.7	1191.0
37.5°	1348.7	1321.4	1292.8	1265.2	1249.3	1251.0	1263.1	1267.2
40°	1458.9	1423.5	1387.5	1350.4	1327.8	1323.5	1338.3	1340.6
42.5°	1576.8	1531.3	1485.9	1440.0	1411.1	1404.3	1421.5	1420.5
45°	1702.5	1644.6	1591.3	1540.8	1506.4	1496.3	1510.5	1510.5
47.5°	1837.6	1766.2	1702.8	1645.6	1608.2	1593.7	1607.2	1608.2
50°	1980.8	1905.0	1830.5	1766.9	1722.0	1703.5	1721.0	1723.7
52.5°	2123.3	2049.5	1974.4	1901.6	1847.4	1824.8	1845.0	1853.8
55°	2267.9	2195.4	2123.7	2052.6	1988.2	1961.6	1983.2	1994.3
57.5°	2420.5	2353.4	2285.1	2213.3	2151.3	2109.8	2132.8	2147.6
60°	2599.4	2542.1	2471.0	2391.9	2329.2	2287.1	2300.2	2313.4
62.5°	2740.9	2763.2	2702.8	2611.2	2530.7	2476.8	2489.6	2503.4
65°	2672.5	2900.6	2954.2	2861.5	2750.0	2666.1	2660.7	2667.8
67.5°	2233.8	2676.9	3000.0	3088.3	2995.0	2878.4	2856.8	2867.3
70°	1494.3	2046.2	2616.3	3040.8	3153.7	3108.5	3087.3	3093.7
72.5°	717.7	1191.7	1774.9	2339.3	2683.0	2840.6	2891.2	2915.8
75°	262.5	473.0	855.5	1289.1	1556.3	1801.6	1961.6	2027.0
77.5°	158.4	191.0	273.2	411.4	466.0	521.6	500.0	510.8
80°	117.3	132.4	149.9	168.5	174.5	174.5	167.8	162.4
82.5°	82.2	92.0	100.4	110.5	113.2	108.2	88.9	70.8
85°	52.9	57.3	61.0	67.4	65.7	62.7	42.1	37.4
87.5°	24.3	27.6	29.0	32.0	30.7	29.3	20.9	17.5
90°	0.0	0.0	0.0	0.0	0.0	0.0	0.0	0.0

(END OF REPORT)